

3G Water Supply Corporation
Notice of Meeting of Board of Directors

NOTICE IS HEREBY GIVEN that a meeting of the Board of Directors of 3G Water Supply Corporation will be held **Monday April 15, 2024**, commencing at **6 pm**, at its regular meeting place in the office at the water plant for **3G Water Supply Corporation, 504 Willow St, Buchanan Dam, Texas 78609**.

MEETING AGENDA

1. Approve Last Meeting Minutes
2. Financial Reports – Collins King
 - Balance Sheet
 - Income & Expense Report
 - Invoice / Payment Review/Approval
3. PGMS Operations Report - PGMS
 - Water Operations Report, Leaks, System Report, Account Summary
 - PGMS Significant Events
 - Directors Report
 - Usage by Route
 - Leaks & Flush Log
 - Well Levels – Drought Stage Review

Old Business:

1. 2024-Fiscal Year Audit – Status
2. CT Study & TCEQ Turbidity Testing Violation status
3. Capital Improvement/PGMS Projects - Status
 - Geola Transmission Line Replacement
 - Turner Control Module Upgrade
 - Remote control for Distant Wells
 - Meter Inventory/Replacement Status
 - Valve Project Status
 - Winterizing Wells
 - Parts Inventory Report
 - Membership Water Disruption Notification

New Business:

Public Comment:

Adjourn

At any time during the meeting, the Board of Directors may adjourn into closed, executive session with respect to one or more of the items listed above, in compliance with the applicable provisions of the Texas Open Meetings Act, Tex. Gov't Code Ann. ch. 551, subch. D, as amended (Sec. 551.071, consultation with attorney; Sec. 551.072, deliberation about real property; Sec. 551.073, deliberations about gifts and donations; Sec. 551.074, personnel matters; Sec. 551.076, deliberations about security devices; Sec. 551.086, economic development); and as otherwise authorized under the Open Meetings Act.

Nancy Stanford, 3G BOD President

POSTED Online at 3GWaterSupply.com and at the office at 504 Willow St., Buchanan Dam, TX 78609

**3G Water Supply Corporation Annual Board Meeting
March 11, 2024**

BOD Members Present: Mark Edwards, Jeff Davidson, Jack Evans, Cody Jansa, Richard Fortner, Annette Chamberlain, Nancy Stanford

PGMS Member: Patrick King
Meeting started at 6:04 pm

Review the Annual Meeting Minutes from February
Motion to approve minutes by Collins and seconded by Jeff and approved by all.

Financial Report

Presented by Collins

February beginning of fiscal year.

Net Income of \$805.28 seems low so Collins is going to go back and look at budget after the meeting.

Maintenance cost is high for the month. Last year the average was \$500.00 a month. Patrick can do a book QuickBooks's item analysis and Collins will get back with him this week.

Invoices

Motion made to approve Invoices by Jeff and seconded by Cody and approved by all

Operations/ Director's Report

273 active connections

Significant Events

Geola Line

Discussions ensued about the different types of pipes and still waiting on 4L for quotes.

Status of CT-Study

Jack Schultz has agreed to assist with the effort and acknowledged we do need a new study.

New Control Panel

Try to be onsite to install this week and see what it is going to take for radio control of remote wells.

Inventory of Stored Repair Parts

Still researching 0 meters. Lot of houses part time. Do a 5-gallon bucket test.

Installed 15 meters this week.

On highway, trailer with a barn people living there but reading a 0 meter. Suggested Patrick check into location.

Valve Project

Aware there are valves covered by asphalt. Trying to prioritize valve replacement, currently a work in progress.

Membership Notification Preferences

Air Conditioner

We need a new air conditioner/heat pump for Pump house. Get some cost data for that.

Nancy says anything over \$500 need approval otherwise go ahead.

Leak Report

Patrick went over the leaks that were known.

By laws, meeting schedules, water codes will be printed and bound to give all members. Members need to be certified for open meetings. Watch videos and get your certificate.

Directors Report

Route Totals

One user had 83,650.00 gallons total. Collins suggested Patrick look into that account.

Should have data on well levels. Would like report every 30 days.

Motion made to approve Operations Report made by Cody seconded by Jack approved by all.

Old Business

- 1. 2025 Budget presented By Collins,
Discussions ensued about income and expenses.

On expenses, Collins considered the rate increase, estimated parts and materials increasing in cost as well as operation expenses.

Nancy suggested listing capital improvements 182,000.

Motion made to accept budget made by Jeff and seconded by Mark and approved by all.

Audit

Mark and Collins visited with the auditors, and it is a good option. \$7,200.00

They walked both through the process and what they would look at and felt they were very professional.

The auditors will provide a list of what items will be needed for audit.

Mark will notify the auditors they are hired.

Ludwick, Montgomery and Staff will do audit for \$7,200.00

Motion made to accept auditors made by jeff and seconded by Richard, approved by all.

Capital Improvement Progress

Waiting on a quote for a line within a line from 4L.

Turner Control Module-should be happening this week

Winterizing wells-Patrick is going to get quote from a professional to winterize wells and all board members are in favor of professional winterization.

New Business

Would like a report showing which meters have been replaced, how many meters are left in stock.

Cody made a motion to buy 20 more meters, seconded by Jeff and approved by all.

Motion made to adjourn meeting at 7:04 and seconded by Cody and approved by all.

Minutes Certification:

Proposed minutes respectfully submitted,

Board Secretary/Recording Secretary _____ Date: _____

Approved by the Board of Directors on Date _____

Board Secretary _____ Date: _____

3G Water Supply Corporation
Balance Sheet
As of March 31, 2024

	<u>Mar 31, 24</u>
ASSETS	
Current Assets	
Checking/Savings	
Lone Star Capital 6443	80,408.33
Prosperity 3069 ICS	110,240.07
Prosperity Bank Ck 3390	9,758.17
Prosperity Money Market 3069	250,635.25
	<u>451,041.82</u>
Total Checking/Savings	451,041.82
Total Current Assets	451,041.82
Fixed Assets	
Geola Line Replacement	7,498.80
Golden Beach Line Extension	142,275.40
Land	40,000.00
Property & Equipment	
Accumulated Depreciation	-309,037.00
Electrical Upgrade Project	40,548.00
System Improvements	128,974.48
Property & Equipment - Other	260,228.05
	<u>120,713.53</u>
Total Property & Equipment	120,713.53
Total Fixed Assets	310,487.73
TOTAL ASSETS	<u><u>761,529.55</u></u>
LIABILITIES & EQUITY	
Liabilities	
Current Liabilities	
Other Current Liabilities	
Membership Fee Deposits	91,570.00
Renter's Deposits	1,250.60
	<u>92,820.60</u>
Total Other Current Liabilities	92,820.60
Total Current Liabilities	<u>92,820.60</u>
Total Liabilities	92,820.60

1:54 PM
04/04/24
Cash Basis

3G Water Supply Corporation
Balance Sheet
As of March 31, 2024

	<u>Mar 31, 24</u>
Equity	
Retained Earnings	659,707.27
Net Income	<u>9,001.68</u>
Total Equity	<u>668,708.95</u>
TOTAL LIABILITIES & EQUITY	<u><u>761,529.55</u></u>

3G Water Supply Corporation
Income and Expense
March 2024

	Mar 24	Feb - Mar 24
Income		
5% Late Charge	128.41	349.39
Careflight	222.00	440.00
Connect Fees	0.00	150.00
Interest Income	915.62	1,770.18
Membership Fees	350.00	350.00
Water Sales	20,754.35	38,524.21
Total Income	22,370.38	41,583.78
Gross Profit	22,370.38	41,583.78
Expense		
Administrative Expenses		
Bank Fees	16.93	34.13
Billing & Office Supplies	174.08	331.16
Careflight Customers	236.00	472.00
Internet	42.48	84.96
Membership Refunds	0.00	70.00
Office Administration	2,140.27	4,280.54
Postage	212.48	595.90
Reimbursed Expenses	0.00	5.38
Reproduction & facsimile	447.76	783.28
Total Administrative Expenses...	3,270.00	6,657.35
Professional Fees		
Special Projects	770.88	1,014.79
Total Professional Fees	770.88	1,014.79
Regulatory Fees		
Regulatory - TCEQ	0.00	1,313.09
Total Regulatory Fees	0.00	1,313.09
System Expenses		
Chemicals	104.00	234.00
Communications	248.19	515.19
Electricity	398.74	881.44
Grounds Maintenance	0.00	400.00
Laboratory	377.80	755.60
Maintenance	468.48	4,469.95
Parts & Supplies	339.61	1,670.05

1:56 PM
04/04/24
Cash Basis

3G Water Supply Corporation
Income and Expense
March 2024

	<u>Mar 24</u>	<u>Feb - Mar 24</u>
Replacement & Repair	2,288.85	2,855.78
Routine Operations	<u>5,907.43</u>	<u>11,814.86</u>
Total System Expenses	<u>10,133.10</u>	<u>23,596.87</u>
Total Expense	<u>14,173.98</u>	<u>32,582.10</u>
Net Income	<u><u>8,196.40</u></u>	<u><u>9,001.68</u></u>



635 Phil Gramm Blvd., Bryan TX 77807
 P: (979)778-3707, F: (979)778-3193
 email: accounting@aquatechlabs.com

MAR 28 2024

Invoice

Invoice Number: 70050
 Invoice Date: 3/27/2024

Bill To:	Comments:
PGMS INC. 26550 RR 12 Ste. #1 Dripping Springs, TX 78620	February 2024 Analysis ENTERED 4/4/24

Customer ID	Customer PO	Payment Terms	Due Date	Discount
PGMS INC.	*	NET 30 Days	4/26/2024	

Quantity	Item ID & Matrix	Description (see key below)	Unit Price	Amount
4	A Total Coliform DW	Total Coliform SM 9223 [NEL]-3 G Water Supply Corp	26.00	104.00
0	A E. Coli by MPN ...	E. Coli by MPN SM 9223B [NEL]-3 G Water Supply Corp	50.25	0.00

Location: A-Austin Laboratory Parameter (all others through Bryan Laboratory)

Matrix Codes: NP-Non Potable Water, DW-Drinking Water, SL-Solid

NEL-NELAC Accredited, SUB-Subcontracted, INF-Informational (not certified)

DWP-Accredited through the TCEQ DW Commercial Lab Approval Program

ANR-Accreditation Not Required

Total Invoice Amount	\$104.00
Payments/Credits Applied	\$0.00
TOTAL	\$104.00

Empty sample containers, which may contain site references, will be bagged and disposed via municipal waste collection.

Go paperless! If you prefer to have your invoices e-mailed, please send a request to accounting@aquatechlabs.com and we will make the change for you.

Thank you for your business!

3G WATER SUPPLY CORP.

Date	Amount	Description	User Name	Balance
------	--------	-------------	-----------	---------

Account #	317	ELLISON, BRYON/BROOKE		
-----------	-----	-----------------------	--	--

205 STRIPER HAVEN LANE

Beginning Month Balance

3/14/2024	\$350.00			0.00
3/31/2024	\$65.72	Usage of 180 Water		0.00
3/31/2024	\$1.00	CareFlite		65.72
Total Previous Charges	\$15,870.31			66.72
Total Payments:	(\$21,104.76)			
Total Adjustments:	(\$142.98)			
Total Late Charge:	\$136.79			
Total Water:	\$20,480.26			
Total CareFlite:	\$236.00			
Total Deposits:	\$350.00			

Total Change in Receivables: (\$394.69)

All Customers

Professional General Management

APR 01 2024

4/4/24



Central Texas Electric Co-op
P.O. Box 553 · Fredericksburg, Texas 78624-0553

Fredericksburg (830) 997-2126 www.ctec.coop
Toll-Free (800) 900-CTEC (2832)
Pay By Phone Anytime Toll Free (855) 939-3623

12698 1 AB 0.547 5 12698
3-G WATER SUPPLY CORP C-37
26550 RANCH ROAD 12 UNIT 1
DRIPPING SPRINGS TX 78620-4973



Master Account	Billing Date
9587700	03/28/2024
Total Due On or Before 04/20/2024	
\$336.01	
Bank Draft on 04/17/2024	

Be prepared for spring storms & power outages by stocking up on non-perishable food, water, flashlights and batteries. Have an emergency plan for your family. Stay safe!

Download our app SmartHub to pay your bill, report an outage, view usage and receive messages.

All CTEC offices will be closed on April 8th for the solar eclipse. Emergency crews will be available if needed.

APR 05 2024

ENTERED
4/5/24

Account No. 9587700	Power Cost Pass-Thru	3101 kWh @ 0.0410	127.14
Service: Electric - Commercial	Transmission Cost Pass-Thru	3101 kWh @ 0.0160	49.62
Service Point: WELL/BUSINESS	Distribution Energy Charge	3101 kWh @ 0.0262	81.25
Service Dates: 02/28/2024 to 03/28/2024	Distribution Access Charge		39.00
Meter No. 1600307	Account Total		297.01
Current Reading X 1			
138498			
Previous Reading			
135397			
Total kWh Usage			
3101			
kWh Used Last Year			
4014			

Account No. 9571101	Distribution Access Charge		39.00
Service: Electric - Commercial	Account Total		39.00
Service Point: WATER PUMP			
Service Dates: 02/28/2024 to 03/28/2024			
Meter No. 2006225	X 1		
Current Reading	998		
Previous Reading	998		
Total kWh Usage	0		
kWh Used Last Year	0		

Return this Portion of Bill with Payment - Do Not Fold or Staple Items - Do Not Send Cash

3-G WATER SUPPLY CORP	Master Account	Invoice No.	Cycle	Page	Total Due On or Before 04/20/2024	\$336.01
	9587700	301	2	1 of 2		

Visit www.ctec.coop to sign up for Smarthub. Pay your bill and view your usage. Go Paperless!

Operation Round-Up is "Neighbors Helping Neighbors." Call any CTEC office to sign up.

Show Address Changes Below

CENTRAL TEXAS ELECTRIC CO-OP
PO BOX 473
FREDERICKSBURG TX 78624-0473



461490009587700000033601000035281032820242

ChemEquip Services, LLC.

402A West Palm Valley Blvd. #316
Round Rock, TX 78664-4200

Invoice

Date	Invoice #
3/22/2024	6921

Bill To
PGMS Inc. Attn. Accounts Payable 26550 RR12, Ste. 1 Dripping Springs, TX 78620

MAR 27 2024

EM 4/4/24

3G WSC

P.O. No.	Terms	Project
	Net 30	3G

Quantity	Description	Rate	Amount
1	Service Call to Lake Buchanan, TX. covers time and travel.	150.00	150.00
1	Preventive Maintenance on VR4 Single System. Includes Maintenance Kits, Tubing, Labor and Materials.	425.00	425.00
Above services performed on chlorination system at Greenwood Acres WTP. (3G Water System)			

Thank you for your business.

Total

\$575.00

Phone #	Fax #	E-mail	Web Site
512-225-4813	512-671-3176	chemequip06@yahoo.com	www.chemequipwater.com

Fluid Meter Service

7304 McNeil Dr #604
Austin, TX 78729

www.fluidmeterusa.com

Phone # 512-258-3594
800-944-4472



Bill To

3G WATER
c/o PGMS
26550 RR 12 SUITE 1
DRIPPING SPRINGS, TX 78620-4903



INVOICE # 512270
DATE: 3/20/2024
DUE DATE: 4/19/2024
TERMS: Net 30
P.O. NO.

QTY	DESCRIPTION	RATE	AMOUNT
20	3G 5/8 X 3/4 NEPTUNE T-10 WATER METER SN:15193188 - 3197 SN:15193178 - 3187	95.00	1,900.00



THANK YOU! YOUR BUSINESS IS APPRECIATED!

Total

\$1,900.00



FRONTIER

Important Information

Avoid account suspension by paying your past-due balance immediately. Log in to frontier.com or use the MyFrontier app for latest balances and due dates.

MAR 5 2024

3 G'S WATER SUPPLY CORP

Your Monthly Invoice

Account Summary

New Charges Due Date

4/09/24

Billing Date

3/16/24

Account Number

325-379-3682-013085-5

PIN

8237

Previous Balance

515.19

Payments Received Thru 2/27/24

-267.00

Thank you for your payment!

Balance Forward

248.19

New Charges

248.19

Total Amount Due

\$496.38

PAID 4/4/24

ANYTIME, ANYWHERE SUPPORT

Our new MyFrontier app makes it easy to manage your account, make a payment, track your orders and get support on the go.

frontier.com/resources/myfrontier-mobile-app

WAYS TO PAY YOUR BILL



frontier.com/signupforautopay



800-801-6652



Google Play



App Store

MyFrontier app



FRONTIER

P.O. Box 211579 Eagan, MN 55121-2879

6790 0007 NO RP 16 03182024 NNNNNNYN 01 001896 0006

3 G'S WATER SUPPLY CORP 26550 RANCH ROAD 12 UNIT 1 DRIPPING SPRINGS TX 78620-4973



PAYMENT STUB

Total Amount Due

\$496.38

New Charges Due Date

4/09/24

Account Number

325-379-3682-013085-5

Amount Enclosed

\$

Mail Payment To:

FRONTIER PO BOX 740407 CINCINNATI, OH 45274-0407



231050325379368201308500000248190000496385



Date of Bill
Account Number

3/16/24
325-379-3682-013085-5

CURRENT BILLING SUMMARY

Local Service from 03/16/24 to 04/15/24

Qty Description	325/379-3682.0	Charge
Basic Charges		
2 OneVoice Nationwide		79.98
2 OneVoice Access Line		
2 OneVoice Long Distance Intra		
2 Multi-Line Federal Subscriber Line Charge		18.40
Carrier Cost Recovery Surcharge		13.99
Private Line Service		10.40
2 Access Recovery Charge Multi-Line Business		6.00
Frontier Roadwork Recovery Surcharge		2.75
Other Charges-Detailed Below		14.00
TX State Universal Service Fund Surcharge		9.98
TX State Tel Sales Tax		9.88
Federal USF Recovery Charge		8.44
FCA Long Distance - Federal USF Surcharge		8.30
2 Llano County 911 Surcharge		1.00
Federal Excise Tax		.83
2 TX State 911 Equalization Surcharge		.12
Total Basic Charges		184.07
Non Basic Charges		
2 Federal Primary Carrier Multi Line Charge		29.98
Frontier Secure Premium Technical Support Pro		10.00
Secure Pro		9.99
FCA Long Distance - Federal USF Surcharge		10.38
TX State Tel Sales Tax		2.52
TX State Sales Tax		1.25
Total Non Basic Charges		64.12
TOTAL		248.19

**** ACCOUNT ACTIVITY ****

Qty Description	Order Number	Effective Dates	
1 Late Payment Fee		3/16	14.00
325/379-3682		Subtotal	14.00
Subtotal			14.00

Detail of Frontier Com of America Charges

Toll charged to 325/379-3682

Legend Call Types:

- DD - Day
- DN - Night

Caller Summary Report

	Calls	Minutes	Amount
Main Number	23	36	.00
***Customer Summary	23	36	.00

Caller Summary Report

	Calls	Minutes	Amount
Intrastate	23	36	.00
***Customer Summary	23	36	.00

CUSTOMER TALK

If your bill reflects that you owe a Balance Forward, you must make a payment immediately in order to avoid collection activities. You must pay a minimum of \$171.87 by your due date to avoid disconnection of your local service. All other charges should be paid by your due date to keep your account current.

Beginning with your next bill, Frontier will begin charging up to \$3.49 a month to receive a printed bill. You can avoid this fee on your next bill by logging into your online account and registering for paperless billing or by calling 1-800-921-8102.

Important promotional pricing information...

The term service plan to which you subscribe includes an early termination fee if you cancel or change services before your term expires. Refer to the Monthly Service Charges section of this bill for applicable term dates. Questions? Please contact Frontier or visit frontier.com/terms or frontier.com/tariffs for other important service Terms, Conditions, and Policies.

Effective with your April invoice, the Road Recovery surcharge will increase to \$4.00. We charge this fee to cover a portion of the money we spend to move our network due to road work projects required by government agencies. To learn more, go to frontier.com/taxes-and-surcharges

Future delivery of Frontier print directories may be reduced or eliminated in certain areas. You may access a digital version at www.therealyellowpages.com/ or <https://frontierwhitepages.dirxion.com/> To receive a printed copy of your local directory, where available, at no charge call 1-844-339-6334. You can opt out of a printed directory by visiting www.yellowpagesoptout.com

HONEY DIPPER

1617 Northwood
Marble Falls Tx 78654
U.S.A

INVOICE

Bill To

3-G Water supply
504 Willow St.
Buchanan Dam, TX. 78609

APR 04 2024

PAID
4/5/24

Invoice#

Invoice Date Apr 4, 2024

Due Date Apr 4, 2024

Item Name	Quantity	Rate	Amount
Pumped Tank	1	425.00	425.00
		Subtotal	425.00
		Total	\$425.00

Notes

It was great doing business with you.
Thank you

Terms & Conditions

Please remit payment to:

Honey Dipper, 1617 Northwood Drive, Marble Falls, Tx. 78654

Venmo : Gavin-Bible-2 (last 4 digits of phone number is 1111)

Professional General Management Services, Inc.
 26550 Ranch Road 12, Ste. 1
 Dripping Springs, Texas 78620

Invoice

Date	Invoice #
4/2/2024	073-119

Bill To:

3G Water Supply Corporation
 504 Willow Street
 Buchanan Dam, Texas 78609

ENTERED
 4/9/24

Terms

Net 15

Work Order	Qty	Item Code	Description	Price Each	Amount
March 2024 Services	1	Routine Water Operations	Routine water Operations & Meter Reading	5,907.43	5,907.43
	1	BAC T Sample(s)	Routine	42.70	42.70
	3	BAC T Sample(s)	Special	42.70	128.10
		Office Administration	Basic Office Administration	2,140.27	2,140.27
	256	Billing Supplies	Billing Supplies	0.68	174.08
		Postage cost	Postage + 15% Markup	207.71	207.71
	396	Reproduction & facsimile	Meeting Materials and Administration	0.29	114.84
			Non - Routine Services		
W.O. 03-2024-001	4	E-line well level	4 wells (2/9/24)	39.44	157.76
W.O. 03-2024-002	1	Operator	As per customer: Re-read meter @ 177 S. Summit GB (3/4/24)	56.78	56.78
	1	Service Truck		24.21	24.21
W.O. 03-2024-003	1.5	Operator	Leak investigation @ 7330 RR 261 GWA (3/6/24)	56.78	85.17
	1.5	Service Truck		24.21	36.32
W.O. 03-2024-004	1	Operator	Final Meter read @ 205 Striper Haven (3/7/24)	56.78	56.78
	1	Service Truck		24.21	24.21
W.O. 03-2024-005	1	Meter Change-out	204 Blue Sky Way (3/7/24)	56.90	56.90
	1	Meter Change-out	508 Blue Sky Way (3/7/24)	56.90	56.90
	1	Meter Change-out	301 Elm Cir. (3/7/24)	56.90	56.90
	1	Meter Change-out	101 N. Greenwood Dr. (3/7/24)	56.90	56.90
	1	Meter Change-out	114 Golden Beach Dr. (3/7/24)	56.90	56.90
	1	Meter Change-out	707 Golden Beach Dr. (3/7/24)	56.90	56.90
	1	Meter Change-out	710 Golden Beach Dr. (3/7/24)	56.90	56.90
	1	Meter Change-out	134 Lakeview Dr. (3/7/24)	56.90	56.90

I thank you for allowing PGMS to perform your water utility needs!

Total

Balance Due

Phone #	Fax #
(512) 894-3322	

E-Mail	Web Site
gina@pgms.net	http://www.pgms.net

Professional General Management Services, Inc.
 26550 Ranch Road 12, Ste. 1
 Dripping Springs, Texas 78620

Invoice

Date	Invoice #
4/2/2024	073-119

Bill To:

3G Water Supply Corporation
 504 Willow Street
 Buchanan Dam, Texas 78609

Terms

Net 15

Work Order	Qty	Item Code	Description	Price Each	Amount
W.O. 03-2024-006	1	Meter Change-out	400 Panorama (3/7/24)	56.90	56.90
	1	Meter Change-out	504 Panorama (3/7/24)	56.90	56.90
	1	Meter Change-out	517 Panorama (3/7/24)	56.90	56.90
	1	Meter Change-out	524 Panorama (3/7/24)	56.90	56.90
	1	Meter Change-out	207 Striper Haven (3/7/24)	56.90	56.90
	1	Meter Change-out	210 Striper Haven (3/7/24)	56.90	56.90
	1	Operator	Met with Mr. Bible concerning #1 Pump @ 504 Willow St. (3/8/24)	56.78	56.78
W.O. 03-2024-007	1	Service Truck		24.21	24.21
	1.5	Operator	Leak repair @ Corner of Deer Haven & Bass Cr. (3/13/24)	56.78	85.17
W.O. 03-2024-008	2.5	Skilled Labor		40.55	101.38
	2	Excavator	2 Hour Minimum	91.25	182.50
	2.5	Service Truck		24.21	60.53
	2.5	Operator	Met with 4L Construction to go over Geola Replacement line @ Geola Lake Line (3/27/24)	56.78	141.95
W.O. 03-2024-009	2.5	Service Truck		24.21	60.53
	2	Operator	Customer request for cut off valve turn off for customer repair @ 105 N Greenwood (3/29/24)	85.17	170.34
	2	Service Truck		24.21	48.42

I thank you for allowing PGMS to perform your water utility needs!

Total

\$10,884.77

Balance Due

\$10,884.77

Phone #	Fax #
(512) 894-3322	

E-Mail
gina@pgms.net

Web Site
http://www.pgms.net

ZEECON WIRELESS INTERNET
 904 MAIN ST
 MARBLE FALLS, TX 78654



Invoice

3G WATER
 3G WATER SUPPLY
 504 WILLOW STEET
 BUCHANAN DAM, TX 78609

RECEIVED
 APR 01 2024

Previous Payment Details		
Amount	Date Received	Balance Forward
\$42.48	Mar 15, 2024	\$0.00

Contact Us: Web: zeecon.com Phone: (830) 798-9388 Email: billing@zeecon.com

USERNAME	CUSTOMER ID	INVOICE DATE	INVOICE #	DUE DATE
jzubkus	2005995	04/01/2024	65680	04/25/2024
Description	Quantity	Rate	Amount	
5Mbps Internet Service (Apr 01, 2024 - Apr 30, 2024)	1	\$57.48	\$57.48	
Community Service Discount (Recurring)	1	-\$15.00	-\$15.00	
Thank You!	New charges: \$42.48 Taxes: \$0.00 Total for this invoice: \$42.48 Balance forward: \$0.00 Total Due: \$42.48			

EMERGENCY
 4/4/24

Please make checks payable to Zeecon Wireless Internet. Detach and include this with your payment.

Check this box if your address has changed and write your new address on the space below.

DO NOT PAY
 Your account is setup for autopay on the 5th day of the month.

Account Summary (ID: 2005995)	
Username:	jzubkus
Invoice No.:	65680
Invoice Date:	Apr 01, 2024
Due Date:	Apr 25, 2024
Total Balance:	\$42.48
Amount Enclosed:	Automatically Billed

Addressee

Remit To

3g Water
 3G Water Supply
 504 Willow Steet
 Buchanan Dam, TX 78609


Zeecon Wireless Internet
 904 Main St
 Marble Falls, TX 78654

Professional General Management Services, Inc.

Water Utility Management, Project Management
Planning, Training, Consulting

26550 Ranch Road 12, Suite 1 * Dripping Springs, Texas 78620 * (512) 894-3322 * fax (512) 858-1414

Memorandum

To: Nancy Stanford, President
Governing Board of Directors
3G Water Supply Corporation
From: Patric C. King, General Management 
Subj: System Operations and Management Report
Date: April 15, 2024

Dear President Stanford, et al.

Professional General Management Services, Inc. (PGMS, Inc.) is pleased to provide the following information relating to water system management for the period ending March 2024.

I. Water Operations Report:

A. Water Accountability/Pumping Report.

Period Ending	Gallons Pumped (+)	Gallons Sold (-)	Gallons Flushed/Leaks (-)	Gallons Accounted For	Net Water Loss
Jan. 2024	1,021,500	605,330	291,786	897,116	124,384 /12.18%
Feb. 2024	823,600	562,270	203,800	766,070	57,530 /6.99%
Mar. 2023	798,700	547,580	174,640	722,220	76,480 /9.58%
April 2023	1,019,000	800,000	34,230	834,230	185,670 /18.21%
May 2023	916,900	675,550	96,400	771,950	145,950 /15.81%
June 2023	1,343,200	1,092,150	58,736	1,130,886	212,314 /15.81%
July 2023	1,459,800	1,398,090	85,339	1,483,429	-23,629 /-1.62%
Aug. 2023	2,018,680	1,536,440	87,462	1,623,902	394,778 /19.56%
Sept. 2023	1,528,700	1,065,640	234,870	1,300,510	228,190 /14.93%
Oct. 2023	1,081,300	712,490	203,127	915,617	165,683 (15.32%)
Nov. 2023	930,600	730,940	163,919	894,859	35,743 (3.84%)
Dec. 2023	911,300	633,740	218,224	851,964	78,636 (6.51%)

(Gallons Pumped) - (Gallons sold) - (Estimated Gallons flushed)
= (Net Water Loss) / Gallons pumped = Percentage water loss

(For frame of reference, a 5-gallon per minute leak over a 24-hour period totals 7,200 gallons/day, or 216,000/month.)

B. Water Leak & Repair Report.

- An itemized list of water loss from leaks and flushing is attached to this report. Total estimated gallons lost (leaks / flushing) but accounted for this period **174,640 gallons.** *(Please see leak and flushing Report Attached).*

C. System Report:

- Monthly Bacteriological Testing.
The routine monthly bacteriological sample (1 ea.) and (3 ea.) additional special bacteriological samples were taken from the new Golden Beach lake line were submitted for testing this period resulting in no coliform organisms found.

II. Systems Accounts. Water Customer Account Summary. Below recaps dollars (\$\$) billed.

		Current Period (February 2024)	# Of Accts		Previous Period (January 2024)	# Of Accts.
1.	Active Connections	273			273	
2.	Water Billed (\$)	20,480	273		21,182.06	273
3.	Renters Deposit					
4.	CSI Fee					
5.	Late fees assessed	136.79	25		176.52	29
6.	Connect/Reconnect fees					
7.	Adjustments (See adjustments report attached)	(142.98)	5		(219.50)	3
8.	Tap fees paid					
9.	Payment Plan					
10.	Regulatory assessments					
11.	Membership fees					
12.	Transfer Fee					
13.	Care Flight	236.00	236		236.00	236
14.	Total current charges	\$20,710.07	273		\$21,525.02	274

III. Significant Events:

A. Lake Line Crossing – Geola.

On March 27, 2024, President Stanford, Operator Joey Krueger and Contractor David Llyod met on site to review the alignment and the project with consideration to having the lake line crossing incased. This resulted in a revised quote from 4L Utilities in the amount of \$96,580.35. (*See attached quote from 4L Utilities, LLC.*)

This work includes approximately 800 linear feet of 4-inch HDPE piping incased the full length with 6-inch PVC, and installation of 2 four-inch valves and 2 flush points. This method of construction will not require an application for an exception to the TCEQ Rules, nor additional monthly bacteria samples.

B. Status of CT-Study.

Management met with Jack Schultz, P.E. on April 12, 2024, to gather data to facilitate the Contact Time Study. This work will reveal the number of turbidimeters along with process control monitoring equipment that will be needed to comply with the State regulations. Once completed and submitted to TCEQ for formal approval, compliance of the continuing monitoring violations will be achieved.

C. County Road Repairs.

Management made contact with Llano County Commissioner Linda Raschke to find out the person to contact to perform road repairs throughout the 3 subdivisions. Terry with the Road and Bridge Department (325) 247-4352 indicated the County will perform road repairs to the County's roads when needed. We do not know the costs involved but believe it will be less expensive than the current costs, and we are assured the repairs will be made in accordance with the County's standards.

D. Status of new Control Panel.

There is no change to the information about the new control panels from the last meeting. Last month, it was reported that Mr. Keith Seibert with 5S Service Company indicates he will try to be on site to install the new control and hour meters for each well panel the week of March 11, 2024. He indicates that while on site, he will obtain additional information on the well locations and proximity to the plant in order to provide a recommendation and costs for the radio controls needed to automate the wells.

E. E-Line Well Levels

Well level readings were taken on April 11, 2024, Please see attached well level data along with previous readings. Readings indicate that each of the four wells remain stable. (*See well level reports attached.*)

F. Consumer Confidence Report.

Our office has completed the 2023 Water Quality Reports and attached herein for your review. Management recommends this report be posted to the 3G WSC website. (*See CCR attached*).

G. Valve Project Status.

Planning work continues with the valve replacement and installation project. We anticipate this resulting in a report so that discussions can take place before proceeding. Ther valving will need to be prioritized due minimize the impact to the budget.

H. Meter Replacements.

In accordance with direction provided at the last meeting, management has purchased an additional 20 meters for installation where needed. A list of meters that have been changed is attached to this report. (*See Meter Change list attached*).

Enclosures/ Estimate from 4L Utilities dated 4/10/2024.
Well Level Report dated 4/11/2024.
Water Quality Report for 2023.
Meter Replacement list, current
Systems Totals Report, Route 1, 2 & 3, March 2024
Adjustments Report, March 2024
Leak & Flushing Report, March 2024
Credit Card Usage Report, March 2024
Past Due list, current

4L UTILITIES, LLC

PO Box 713
Burnet, TX 78605 US
jlloyd@4lu.org



Estimate

ADDRESS
P.G.M.S.
26550 RR 12
Suite 1
Dripping Springs, Tx 78620

ESTIMATE 3067
DATE 04/10/2024
EXPIRATION DATE 04/20/2024

PROJECT
3G WSC Geola Water Line

PRODUCT OR SERVICES	SCOPE OF WORK	AMOUNT
Water Line	Install by open cut approximately 800' of 4" HDPE cased in full length in 6" pipe out of the water line elevation. Install two 2" flush/test valves and two 4" Gate Valves at each end to replace existing line from the shore line of Greenwood Acres to the shore line of Geola. Parts, labor, equipment included. Bacterial and pressure testing will be preformed.	96,580.35
Exclusions	<p>Exclusions: Landscaping/vegetation/lawn and concrete repair, unknow utilities, permits, and haul off.</p> <p>15% Mobilization Fee due upon approval</p> <p>Additional Exclusions: Engineering or drainage calculations of any kind (we have no information on rain fall amounts or flood plan information)</p> <p>Erosion control</p> <p>Surveying or staking of any kind , only a crude as built will be provided</p> <p>All work performed will be drawn in the locations and agreed upon prior to installation</p> <p>All coordination with community is the responsibility of the owner (including barrier fence) This proposal is based off 1 mobilization of equipment and material</p> <p>Any and all warranties of functionality of what is installed is on the owner , only craftsmen . Material and installation will be included</p> <p>Density control is not included due to no geotechnical information</p> <p>All backfill will be native backfill</p> <p>4L does not assume any liability due to local unknown procedures, it is the owner's responsibility to provide any permits and notify any</p>	0.00

government authority that could possibly relate to the scope of work
what so ever

4L is going to provide a pre approved product to Reno 99/Willow Cliff
that will be recognized and agreed upon in writing prior to installation

No unknown state taxes or fees of any kind

A representative of the owner will need to approve all work on a timely
basis as the work progresses

Payment terms are as follows any change orders to be paid weekly ,
then remainder upon completion.

This is the revised estimate to include casing the estimated 800' of 4" HDPE in
6" pipe in full length per request.

TOTAL

\$96,580.35

Accepted By

Accepted Date

	A	B	C	D	E	F	G	H	I	J	K	L
1	3G Well Data											
2	04/11//2024											
3			Meter #		GPM		Static Lvl		Pumping Lvl		Drawdown	
4												
5	Well #3		31223799		33		29' 6"		34' 6"		5' 0"	
6												
7	Well #8		31223801		65		29' 0"		36' 6"		7' 6"	
8												
9	Well #7		31223800		29		25' 7"		31' 8"		6' 1"	
10												
11	Well #9		31223798		47		26' 0"		31' 0"		6' 0"	
12												
13	Total GPM's				174							
14												
15												
16												
17			Meter #		GPM		Static Lvl		Pumping Lvl		Drawdown	

	A	B	C	D	E	F	G	H	I	J	K	L
1	3G Well Data											
2	11/16/2023											
3			Meter #		GPM		Static Lvl		Pumping Lvl		Drawdown	
4												
5	Well #3		31223799		32		30' 6"		35' - 6"		5'	
6												
7	Well #8		31223801		63		30'		37' - 8"		7' 8"	
8												
9	Well #7		31223800		30		26' 1"		31' - 2"		5' 1"	
10												
11	Well #9		31223798		46		26' 5"		31' - 9"		5' 4"	
12												
13	Total GPM's				171							
14												
15	2/9/2024											
16												
17	Well #3		31223799		35		29' 7"		34' 6"		4' 11"	
18												
19	Well#8		31223801		63		NA		36' 5"		NA	
20												
21	Well #7		31223800		27		25' 4"		30' 3"		4' 11"	
22												
23	Well #9		31223798		46		26' 6"		31' 6"		5'	
24												
25	Total GPM's				171							

3G WSC

26550 Ranch Road 12, Suite 1 * Dripping Springs, Texas 78620
Office (866) 643-3472 * Fax (512) 858-1414 * Email customerservice@pgms.net

3G WSC Wants Our Customers to Be Informed

Here's what you should know about lead and drinking water.

Lead is not typically found in the streams, reservoirs or wells that serve as water supplies or in the main water lines that carry water from treatment plants to homes. Yet, the chemical properties of water can cause lead and other metals to leach into drinking water. The main source of lead in drinking water is from lead service lines (the pipes that deliver water from water mains in the street and into homes) and from typical household plumbing (lead solder and brass fixtures) that contains lead. Households that have, or suspect having, lead service lines or lead in their household plumbing are strongly encouraged to replace them. The use of lead in solder was prohibited after 1986, so buildings constructed after then should not have contained lead in the solder.

How 3G WSC protects its customers:

Water utilities, including 3G WSC, treat drinking water to reduce the chance for metals to leach into the water. 3G WSC conducts required testing for drinking water contaminants, including lead and copper, to ensure compliance with state and federal drinking water standards. 3G WSC tests the water at our treatment plants, and also schedules customer tap sampling and tests for lead in potential high-risk areas, to comply with the U.S. Environmental Protection Agency's (EPA) lead and copper rule.

You can always view your community's test results. They are summarized in our annual water quality reports, which are produced for every water system we own and operate.

*Please Call us at 1-866-643-3472
for more information.*

*You can find more information by
visiting www.pgms.net*

*Este reporte incluye informacion
importante sobre el agua para
tomar. Para asistencia en espanol,
favor de llamar al telefono
1-866-643-3472*

2023 Consumer Confidence Report for Public Water System 3G WSC

This is your water quality report for January 1 to December 31, 2023

3G WSC provides ground water under the influence of surface water and ground water from **Northern Portion of the Trinity Aquifer** located in **Llano County, Texas**.

For more information regarding this report contact:

Name Lindsey M. Allen

Phone (866) 643-3472

Este reporte incluye información importante sobre el agua para tomar. Para asistencia en español, favor de llamar al telefono (866) 643-3472.

Definitions and Abbreviations:

Definitions and Abbreviations

Action Level:

Avg:

Level 1 Assessment:

Level 2 Assessment:

Maximum Contaminant Level or MCL:

Maximum Contaminant Level Goal or MCLG:

Maximum residual disinfectant level or MRDL:

Maximum residual disinfectant level goal or MRDLG:

MFL:

mrem:

na:

NTU:

pCi/L:

ppb:

ppm:

ppq

Ppt:

Treatment Technique or TT:

The following tables contain scientific terms and measures, some of which may require explanation.

The concentration of a contaminant which, if exceeded, triggers treatment or other requirements which a water system must follow.

Regulatory compliance with some MCLs are based on running annual average of monthly samples.

A Level 1 assessment is a study of the water system to identify potential problems and determine (if possible) why total coliform bacteria have been found in our water system.

A Level 2 assessment is a very detailed study of the water system to identify potential problems and determine (if possible) why an E. coli MCL violation has occurred and/or why total coliform bacteria have been found in our water system on multiple occasions.

The highest level of a contaminant that is allowed in drinking water. MCLs are set as close to the MCLGs as feasible using the best available treatment technology.

The level of a contaminant in drinking water below which there is no known or expected risk to health. MCLGs allow for a margin of safety.

The highest level of a disinfectant allowed in drinking water. There is convincing evidence that addition of a disinfectant is necessary for control of microbial contaminants.

The level of a drinking water disinfectant below which there is no known or expected risk to health. MRDLGs do not reflect the benefits of the use of disinfectants to control microbial contaminants.

million fibers per liter (a measure of asbestos)

millirems per year (a measure of radiation absorbed by the body)

not applicable.

nephelometric turbidity units (a measure of turbidity)

picrocuries per liter (a measure of radioactivity)

micrograms per liter or parts per billion

milligrams per liter or parts per million

parts per quadrillion, or picograms per liter (pg/L)

parts per trillion, or nanograms per liter (ng/L)

A required process intended to reduce the level of a contaminant in drinking water.

Information about your Drinking Water

The sources of drinking water (both tap water and bottled water) include rivers, lakes, streams, ponds, reservoirs, springs, and wells. As water travels over the surface of the land or through the ground, it dissolves naturally-occurring minerals and, in some cases, radioactive material, and can pick up substances resulting from the presence of animals or from human activity.

Drinking water, including bottled water, may reasonably be expected to contain at least small amounts of some contaminants. The presence of contaminants does not necessarily indicate that water poses a health risk. More information about contaminants and potential health effects can be obtained by calling the EPA's Safe Drinking Water Hotline at (800) 426-4791.

Contaminants that may be present in source water include:

- Microbial contaminants, such as viruses and bacteria, which may come from sewage treatment plants, septic systems, agricultural livestock operations, and wildlife.
- Inorganic contaminants, such as salts and metals, which can be naturally-occurring or result from urban storm water runoff, industrial or domestic wastewater discharges, oil and gas production, mining, or farming.
- Pesticides and herbicides, which may come from a variety of sources such as agriculture, urban storm water runoff, and residential uses.
- Organic chemical contaminants, including synthetic and volatile organic chemicals, which are by-products of industrial processes and petroleum production, and can also come from gas stations, urban storm water runoff, and septic systems.
- Radioactive contaminants, which can be naturally-occurring or be the result of oil and gas production and mining activities.

In order to ensure that tap water is safe to drink, EPA prescribes regulations which limit the amount of certain contaminants in water provided by public water systems. FDA regulations establish limits for contaminants in bottled water which must provide the same protection for public health.

Contaminants may be found in drinking water that may cause taste, color, or odor problems. These types of problems are not necessarily causes for health concerns. For more information on taste, odor, or color of drinking water, please contact the system's business office.

You may be more vulnerable than the general population to certain microbial contaminants, such as Cryptosporidium, in drinking water. Infants, some elderly, or immunocompromised persons such as those undergoing chemotherapy for cancer; persons who have undergone organ transplants; those who are undergoing treatment with steroids; and people with HIV/AIDS or other immune system disorders, can be particularly at risk from infections. You should seek advice about drinking water from your physician or health care providers. Additional guidelines on appropriate means to lessen the risk of infection by Cryptosporidium are available from the Safe Drinking Water Hotline (800-426-4791).

If present, elevated levels of lead can cause serious health problems, especially for pregnant women and young children. Lead in drinking water is primarily from materials and components associated with service lines and home plumbing. We are responsible for providing high quality drinking water, but we cannot control the variety of materials used in plumbing components. When your water has been sitting for several hours, you can minimize the potential for lead exposure by flushing your tap for 30 seconds to 2 minutes before using water for drinking or cooking. If you are concerned about lead in your water, you may wish to have your water tested. Information on lead in drinking water, testing methods, and steps you can take to minimize exposure is available from the Safe Drinking Water Hotline or at <http://www.epa.gov/safewater/lead>.

This is an alert about your drinking water and a cosmetic dental problem that might affect children under nine years of age. At low levels, fluoride can help prevent cavities, but children drinking water containing more than 2 milligrams per liter (mg/L) of fluoride may develop cosmetic discoloration of their permanent teeth (dental fluorosis). The drinking water provided by your community water system **3G WSC** has a fluoride concentration of **3.39 mg/L**.

Dental fluorosis, in its moderate or severe forms, may result in a brown staining and/or pitting of the permanent teeth. This problem occurs only in developing teeth, before they erupt from the gums. Children under nine should be provided with alternative sources of drinking water or water that has been treated to remove the fluoride to avoid the possibility of staining and pitting of their permanent teeth. You may also want to contact your dentist about proper use by young children of fluoride-containing products. Older children and adults may safely drink the water.

For more information, please call **Lindsey M. Allen** of **3G WSC** at **(866) 643-3472**. Some home water treatment units are also available to remove fluoride from drinking water. To learn more about available home water treatment units, you may call NSF International at 1-877-8-NSF-HELP.

Information about Source Water

TCEQ completed an assessment of your source water, and results indicate that some of our sources are susceptible to certain contaminants. The sampling requirements for your water system is based on this susceptibility and previous sample data. Any detections of these contaminants will be found in this Consumer Confidence Report. For more information on source water assessments and protection efforts at our system contact: **Lindsey M. Allen, (866) 643-3472**.

<u>Lead and Copper</u>	<u>Date Sampled</u>	<u>MCLG</u>	<u>Action Level (AL)</u>	<u>90th Percentile</u>	<u># Sites Over AL</u>	<u>Units</u>	<u>Violation</u>	<u>Likely Source of Contamination</u>
<u>Copper</u>	2023	1.3	1.3	0.342	0	ppm	N	Erosion of natural deposits; Leaching from wood preservatives; Corrosion of household plumbing systems.
<u>Lead</u>	2023	0	15	4.63	1	ppb	N	Corrosion of household plumbing systems; Erosion of natural deposits.

3G WSC 2023 Water Quality Test Results

<u>Disinfection By-Products</u>	<u>Collection Date</u>	<u>Highest Level Detected</u>	<u>Range of Individual Samples</u>	<u>MCLG</u>	<u>MCL</u>	<u>Units</u>	<u>Violation</u>	<u>Likely Source of Contamination</u>
<u>Haloacetic Acids (HAA5)</u>	2023	6	3.3 - 6.2	No goal for the total	60	ppb	N	By-product of drinking water disinfection.
*The value in the Highest Level or Average Detected column is the highest average of all HAA5 sample results collected at a location over a year								
<u>Total Trihalomethanes (TTHM)</u>	2023	19	13.2 - 20.9	No goal for the total	80	ppb	N	By-product of drinking water disinfection.
*The value in the Highest Level or Average Detected column is the highest average of all TTHM sample results collected at a location over a year								

<u>Inorganic Contaminants</u>	<u>Collection Date</u>	<u>Highest Level Detected</u>	<u>Range of Individual Samples</u>	<u>MCLG</u>	<u>MCL</u>	<u>Units</u>	<u>Violation</u>	<u>Likely Source of Contamination</u>
<u>Barium</u>	2023	0.0286	0.0286 - 0.0286	2	2	ppm	N	Discharge of drilling wastes; Discharge from metal refineries; Erosion of natural deposits.
<u>Fluoride</u>	2023	3.4	3.39 - 3.39	4	4.0	ppm	N	Erosion of natural deposits; Water additive which promotes strong teeth; Discharge from fertilizer and aluminum factories.
<u>Nitrate (measured as Nitrogen)</u>	2023	1	1.16 - 1.16	10	10	ppm	N	Runoff from fertilizer use; Leaching from septic tanks, sewage; Erosion of natural deposits.
<u>Selenium</u>	2023	3.6	3.6 - 3.6	50	50	ppb	N	Discharge from petroleum and metal refineries; Erosion of natural deposits; Discharge from mines.

<u>Radioactive Contaminants</u>	<u>Collection Date</u>	<u>Highest Level Detected</u>	<u>Range of Individual Samples</u>	<u>MCLG</u>	<u>MCL</u>	<u>Units</u>	<u>Violation</u>	<u>Likely Source of Contamination</u>
<u>Beta/Photon emitters</u>	06/21/2018	6.8	6.8 - 6.8	0	50	pCi/L*	N	Decay of natural and man-made deposits.
*EPA considers 50 pCi/L to be the level of concern for beta particles.								
<u>Gross alpha excluding radon and uranium</u>	06/21/2018	3	3 - 3	0	15	pCi/L	N	Erosion of natural deposits.
<u>Uranium</u>	06/21/2018	5.4	5.4 - 5.4	0	30	ug/l	N	Erosion of natural deposits.

Disinfectant Residual

<u>Disinfectant Residual</u>	<u>Year</u>	<u>Average Level</u>	<u>Range of Levels Detected</u>	<u>MRDL</u>	<u>MRDLG</u>	<u>Unit of Measure</u>	<u>Violation (Y/N)</u>	<u>Source in Drinking Water</u>
<u>Free Chlorine</u>	2023	2.18	1.67 – 2.60	4	4	mg/L	N	Water additive used to control microbes.

Turbidity

	<u>Level Detected</u>	<u>Limit (Treatment Technique)</u>	<u>Violation</u>	<u>Likely Source of Contamination</u>
<u>Highest single measurement</u>	0.29 NTU	1 NTU	N	Soil runoff.
<u>Lowest monthly % meeting limit</u>	100%	0.3 NTU	N	Soil runoff.


Information Statement: Turbidity is a measurement of the cloudiness of the water caused by suspended particles. We monitor it because it is a good indicator of water quality and the effectiveness of our filtration system and disinfectants.

Violations

Interim Enhanced SWTR

The Interim Enhanced Surface Water Treatment Rule improves control of microbial contaminants, particularly Cryptosporidium, in systems using surface water, or ground water under the direct influence of surface water. The rule builds upon the treatment technique requirements of the Surface Water Treatment Rule.

<u>Violation Type</u>	<u>Violation Begin</u>	<u>Violation End</u>	<u>Violation Explanation</u>
<u>MONITORING, ROUTINE (IESWTR/LT1), MAJOR</u>	01/01/2023	01/31/2023	We failed to test our drinking water for the contaminant and period indicated. Because of this failure, we cannot be sure of the quality of our drinking water during the period indicated.
<u>MONITORING, ROUTINE (IESWTR/LT1), MAJOR</u>	02/01/2023	02/28/2023	We failed to test our drinking water for the contaminant and period indicated. Because of this failure, we cannot be sure of the quality of our drinking water during the period indicated.
<u>MONITORING, ROUTINE (IESWTR/LT1), MAJOR</u>	03/01/2023	03/31/2023	We failed to test our drinking water for the contaminant and period indicated. Because of this failure, we cannot be sure of the quality of our drinking water during the period indicated.
<u>MONITORING, ROUTINE (IESWTR/LT1), MAJOR</u>	04/01/2023	04/30/2023	We failed to test our drinking water for the contaminant and period indicated. Because of this failure, we cannot be sure of the quality of our drinking water during the period indicated.
<u>MONITORING, ROUTINE (IESWTR/LT1), MAJOR</u>	06/01/2023	06/30/2023	We failed to test our drinking water for the contaminant and period indicated. Because of this failure, we cannot be sure of the quality of our drinking water during the period indicated.
<u>MONITORING, ROUTINE (IESWTR/LT1), MAJOR</u>	07/01/2023	07/31/2023	We failed to test our drinking water for the contaminant and period indicated. Because of this failure, we cannot be sure of the quality of our drinking water during the period indicated.
<u>MONITORING, ROUTINE (IESWTR/LT1), MAJOR</u>	08/01/2023	08/31/2023	We failed to test our drinking water for the contaminant and period indicated. Because of this failure, we cannot be sure of the quality of our drinking water during the period indicated.
<u>MONITORING, ROUTINE (IESWTR/LT1), MAJOR</u>	10/01/2023	10/31/2023	We failed to test our drinking water for the contaminant and period indicated. Because of this failure, we cannot be sure of the quality of our drinking water during the period indicated.
<u>MONITORING, ROUTINE (IESWTR/LT1), MAJOR</u>	11/01/2023	11/30/2023	We failed to test our drinking water for the contaminant and period indicated. Because of this failure, we cannot be sure of the quality of our drinking water during the period indicated.
<u>MONITORING, ROUTINE (IESWTR/LT1), MAJOR</u>	12/01/2023	12/31/2023	We failed to test our drinking water for the contaminant and period indicated. Because of this failure, we cannot be sure of the quality of our drinking water during the period indicated.
<u>MONITORING, ROUTINE (IESWTR/LT1), MINOR</u>	05/01/2023	05/31/2023	We failed to complete all the required tests of our drinking water for the contaminant and period indicated.
<u>MONITORING, ROUTINE (IESWTR/LT1), MINOR</u>	09/01/2023	09/30/2023	We failed to complete all the required tests of our drinking water for the contaminant and period indicated.



1949 SCOTT BOULEVARD
TEMPLE, TEXAS 76504
254.771.0061 - VOICE
254.771.1445 - FAX
WWW.LMS-CPA.COM

December 21, 2023

Board of Directors
3G Water Supply Corporation
504 Willow Street
Buchanan Dam, TX 78609

We are pleased to confirm our understanding of the services we are to provide for 3G Water Supply Corporation for the year ended January 31, 2024.

Audit Scope and Objectives

We will audit the financial statements of 3G Water Supply Corporation, which comprise the balance sheet as of January 31, 2024, the related statements of income, membership investment, and cash flows for the year then ended, and the disclosures (collectively, the "financial statements").

The objectives of our audit are to obtain reasonable assurance about whether the financial statements as a whole are free from material misstatement, whether due to fraud or error, and issue an auditor's report that includes our opinion about whether your financial statements are fairly presented, in all material respects, in conformity with accounting principles generally accepted in the United States of America. Reasonable assurance is a high level of assurance but is not absolute assurance and therefore is not a guarantee that an audit conducted in accordance with GAAS will always detect a material misstatement when it exists. Misstatements, including omissions, can arise from fraud or error and are considered material if there is a substantial likelihood that, individually or in the aggregate, they would influence the judgment of a reasonable user made based on the financial statements.

Auditor's Responsibilities for the Audit of the Financial Statements

We will conduct our audit in accordance with GAAS and will include tests of your accounting records and other procedures we consider necessary to enable us to express such an opinion. As part of an audit in accordance with GAAS, we exercise professional judgment and maintain professional skepticism throughout the audit.

We will evaluate the appropriateness of accounting policies used and the reasonableness of significant accounting estimates made by management. We will also evaluate the overall presentation of the financial statements, including the disclosures, and determine whether the financial statements represent the underlying transactions and events in a manner that achieves fair presentation. We will plan and perform the audit to obtain reasonable assurance about whether the financial statements are free of material misstatement, whether from (1) errors, (2) fraudulent financial reporting, (3) misappropriation of assets, or (4) violations of laws or governmental regulations that are attributable to the Organization or to acts by management or employees acting on behalf of the Organization.

Because of the inherent limitations of an audit, combined with the inherent limitations of internal control, and because we will not perform a detailed examination of all transactions, there is an unavoidable risk that some material misstatements may not be detected by us, even though the audit is properly planned and performed in accordance with GAAS. In addition, an audit is not designed to detect immaterial misstatements or violations of laws or governmental regulations that do not have a direct and material effect on the financial statements. However, we will inform the appropriate level of management of any material errors, fraudulent financial

reporting, or misappropriation of assets that comes to our attention. We will also inform the appropriate level of management of any violations of laws or governmental regulations that come to our attention, unless clearly inconsequential. Our responsibility as auditors is limited to the period covered by our audit and does not extend to any later periods for which we are not engaged as auditors.

In connection with this engagement, we may communicate with you or others via email transmission. As emails can be intercepted and read, disclosed, or otherwise used or communicated by an unintended third party, or may not be delivered to each of the parties to whom they are directed and only to such parties, we cannot guarantee or warrant that emails from us will be properly delivered and read only by the addressee. Therefore, we specifically disclaim and waive any liability or responsibility whatsoever for interception or unintentional disclosure of emails transmitted by us in connection with the performance of this engagement. In that regard, you agree that we shall have no liability for any loss or damage to any person or entity resulting from the use of email transmissions, including any consequential, incidental, direct, indirect, or special damages, such as loss of revenues or anticipated profits, or disclosure or communication of confidential or proprietary information.

We will obtain an understanding of the Organization and its environment, including the system of internal control, sufficient to identify and assess the risks of material misstatement of the financial statements, whether due to error or fraud, and to design and perform audit procedures responsive to those risks and obtain evidence that is sufficient and appropriate to provide a basis for our opinion. The risk of not detecting a material misstatement resulting from fraud is higher than for one resulting from error, as fraud may involve collusion, forgery, intentional omissions, misrepresentation, or the override of internal control. An audit is not designed to provide assurance on internal control or to identify deficiencies in internal control. Accordingly, we will express no such opinion. However, during the audit, we will communicate to you and those charged with governance internal control related matters that are required to be communicated under professional standards.

The audit documentation for this engagement is the property of Ludwick, Montgomery & Stapp, P.C. and constitutes confidential information. However, we may be requested to make certain audit documentation available to a regulator pursuant to authority given to it by law or regulation. If requested, access to such audit documentation will be provided under the supervision of Ludwick, Montgomery & Stapp P.C.'s personnel. Furthermore, upon request, we may provide copies of selected audit documentation to a regulator. The regulator may intend, or decide, to distribute the copies or information contained therein to others, including other government agencies.

We have identified the following significant risks of material misstatement as part of our audit planning:

- Management override of controls
- Improper revenue recognition due to fraud

We will also conclude, based on the audit evidence obtained, whether there are conditions or events, considered in the aggregate, that raise substantial doubt about the Organization's ability to continue as a going concern for a reasonable period of time.

Our procedures will include tests of documentary evidence supporting the transactions recorded in the accounts, tests of the physical existence of inventories, and direct confirmation of receivables and certain assets and liabilities by correspondence with selected individuals, funding sources, creditors, and financial institutions. We will also request written representations from your attorneys as part of the engagement, and they may bill you for responding to this inquiry.

Our audit of the financial statements does not relieve you of your responsibilities.

Other Services

We will prepare the Organization's federal information return (Form 990) for the year ended January 31, 2024 based on information provided by you. We will also prepare the financial statements of 3G Water Supply Corporation in conformity with accounting principles generally accepted in the United States of America based on information provided by you.

We will perform the services in accordance with applicable professional standards, including the Statements on Standards for Tax Services issued by the American Institute of Certified Public Accountants. The other services are limited to the financial statement and tax services previously defined. We, in our sole professional judgment, reserve the right to refuse to perform any procedure or take any action that could be construed as assuming management responsibilities. We will advise management with regard to tax positions taken in the preparation of the information return, but management must make all decisions with regard to those matters.

You agree to assume all management responsibilities for the tax services, financial statement preparation services, and any other nonattest services we provide; oversee the services by designating an individual, preferably from senior management, with suitable skill, knowledge, or experience; evaluate the adequacy and results of the services; and accept responsibility for them.

Responsibilities of Management for the Financial Statements

Our audit will be conducted on the basis that you acknowledge and understand your responsibility for designing, implementing, and maintaining internal controls relevant to the preparation and fair presentation of financial statements that are free from material misstatement, whether due to fraud or error, including monitoring ongoing activities; for the selection and application of accounting principles; and for the preparation and fair presentation of the financial statements in conformity with accounting principles generally accepted in the United States of America with oversight of those charged with governance. You are also responsible for making drafts of financial statements, all financial records, and related information available to us and for the accuracy and completeness of that information (including information from outside of the general and subsidiary ledgers). You are also responsible for providing us with (1) access to all information of which you are aware that is relevant to the preparation and fair presentation of the financial statements, such as records, documentation, identification of all related parties and all related-party relationships and transactions, and other matters; (2) additional information that we may request for the purpose of the audit; and (3) unrestricted access to persons within the Organization from whom we determine it necessary to obtain audit evidence. At the conclusion of our audit, we will require certain written representations from you about the financial statements and related matters.

Your responsibilities include adjusting the financial statements to correct material misstatements and confirming to us in the management representation letter that the effects of any uncorrected misstatements aggregated by us during the current engagement and pertaining to the latest period presented are immaterial, both individually and in the aggregate, to the financial statements taken as a whole.

You are responsible for the design and implementation of programs and controls to prevent and detect fraud, and for informing us about all known or suspected fraud affecting the Organization involving (1) management, (2) employees who have significant roles in internal control, and (3) others where the fraud could have a material effect on the financial statements. Your responsibilities include informing us of your knowledge of any allegations of fraud or suspected fraud affecting the Organization received in communications from employees, former employees, grantors, regulators, or others. In addition, you are responsible for identifying and ensuring that the Organization complies with applicable laws and regulations.

With regard to including the auditor's report in an exempt offering document, you agree that the aforementioned auditor's report, or reference to Ludwick, Montgomery & Stapp, P.C., will not be included in any such offering

document without our prior permission or consent. Any agreement to perform work in connection with an exempt offering document, including an agreement to provide permission or consent, will be a separate engagement.

With regard to an exempt offering document with which Ludwick, Montgomery & Stapp, P.C. is not involved, you agree to clearly indicate in the exempt offering document that Ludwick, Montgomery & Stapp, P.C. is not involved with the contents of such offering document.

With regard to publishing the financial statements on your website, you understand that websites are a means of distributing information and, therefore, we are not required to read the information contained in those sites or to consider the consistency of other information in the website with the original document.

Certain communications involving tax advice are privileged and not subject to disclosure to the IRS. By disclosing the contents of those communications to anyone, or by turning over information about those communications to the government, you, your employees, or agents may be waiving this privilege. To protect this right to privileged communication, please consult with us or your attorney prior to disclosing any information about our tax advice. Should you decide that it is appropriate for us to disclose any potentially privileged communication, you agree to provide us with written, advance authority to make that disclosure.

You are required to disclose the date through which subsequent events have been evaluated and whether that date is the date the financial statements were issued or were available to be issued. You agree that you will not date the subsequent event disclosure earlier than the date of your management representation letter.

Engagement Administration, Fees, and Other

We understand that your employees will prepare all cash, accounts receivable, and other confirmations we request and will locate any documents selected by us for testing.

Blake Stapp is the engagement partner and is responsible for supervising the engagement and signing the report or authorizing another individual to sign it.

To ensure that Ludwick, Montgomery & Stapp, P.C.'s independence is not impaired under the AICPA *Code of Professional Conduct*, you agree to inform the engagement partner before entering into any substantive employment discussions with any of our personnel.

Our audit engagement ends on delivery of our audit report. Any follow-up services that might be required will be a separate, new engagement. The terms and conditions of that new engagement will be governed by a new, specific engagement letter for that service.

We estimate that our fees for the audit and financial statement preparation will be \$7,200. The fee estimate for the preparation of the federal information return (Form 990) will be \$525. The fee estimates are based on anticipated cooperation from your personnel and the assumption that unexpected circumstances will not be encountered during the engagement. If significant additional time is necessary, we will keep you informed of any problems we encounter and our fees will be adjusted accordingly. Our invoices for these fees will be rendered each month as work progresses and are payable on presentation. In accordance with our firm policies, work may be suspended if your account becomes 30 days or more overdue and will not be resumed until your account is paid in full. If we elect to terminate our services for nonpayment, our engagement will be deemed to have been completed even if we have not issued our report. You will be obligated to compensate us for all time expended and to reimburse us for all out-of-pocket expenditures through the date of termination.

You may request that we perform additional services not addressed in this engagement letter. If this occurs, we will communicate with you concerning the scope of the additional services and the estimated fees. We also may issue a separate engagement letter covering the additional services. In the absence of any other written

communication from us documenting such additional services, our services will continue to be governed by the terms of this engagement letter.

Reporting

We will issue a written report upon completion of our audit of 3G Water Supply Corporation's financial statements. Our report will be addressed to the board of directors of 3G Water Supply Corporation. Circumstances may arise in which our report may differ from its expected form and content based on the results of our audit. Depending on the nature of these circumstances, it may be necessary for us to modify our opinion, add a separate section, or add an emphasis-of-matter or other-matter paragraph to our auditor's report, or if necessary, withdraw from this engagement. If our opinion is other than unmodified, we will discuss the reasons with you in advance. If, for any reason, we are unable to complete the audit or are unable to form or have not formed an opinion, we may decline to express an opinion or withdraw from this engagement.

If circumstances occur related to the condition of your records, the availability of sufficient, appropriate audit evidence, or the existence of a significant risk of material misstatement of the financial statements caused by error, fraudulent financial reporting, or misappropriation of assets, which in our professional judgment prevent us from completing the audit or forming an opinion on the financial statements, we retain the right to take any course of action permitted by professional standards, including declining to express an opinion or issue a report, or withdrawing from the engagement.

We appreciate the opportunity to be of service to you and believe this letter accurately summarizes the significant terms of our engagement. If you have any questions, please let us know. If you agree with the terms of our engagement as described in this letter, please sign below and return this letter to us.

Very truly yours,



Ludwick, Montgomery & Stapp, P.C.

RESPONSE:

This letter correctly sets forth the understanding of 3G Water Supply Corporation.

Management signature: _____

Title: _____

Date: _____

Governance signature: _____

Title: _____

Date: _____

[Handwritten signature]
General manager
3-12-2024
[Handwritten signature]
3G BOD
President
03/12/2024

4/4/2024

12:06:14PM

Reprinted for: 3/31/2024

Directors Report

3G WATER SUPPLY CORP.

Water Pumped This Month	798,700 Gallons
Water Sold This Month	547,580 Gallons
Water Used for Fire and Flushing Line	174,640 Gallons
Water Loss	76,480 Gallons
Water Loss (%)	9.58 %

	Amount (\$)	# Of Accounts
Total Water	20,480.26	273
Total Late Charge	136.79	25
Total Adjustments	(142.98)	5
Total CareFlite	236.00	236
Total Current Charges	20,710.07	273
<hr/>		
Amount Past Due 1-30 Days	1,392.17	18
Amount Past Due 31-60 Days	0.00	
Amount Past Due Over 60 Days	137.00	1
Amount Of Overpayments/Prepayments	(6,763.62)	56
Total Receivables	15,475.62	275

Total Receipts On Account	21,104.76	242
Net Change in Memberships	350.00	1
Amount of All Memberships	96,849.18	278
Amount of All Deposit 2	2,861.83	18
Turned Off Accounts (Amount Owed)	107.00	12
Collection Accounts (Amount Owed)	-21.50	27
Number Of Unread (Turned On) Meters		
Average Usage For Active Meters	1,908	287
Average Water Charge For Active Meters	75.02	273

Usage Groups	Gallons	# Of Accounts	Usage	Gallons	% Of Usage	% Of Sales
Over 50,000		0		0	0.00	0.00
40,001-50,000		0		0	0.00	0.00
30,001-40,000		0		0	0.00	0.00
20,001-30,000		2		42,360	7.74	2.68
10,001-20,000		1		12,810	2.34	0.87
8,001-10,000		2		17,330	3.16	1.29
6,001-8,000		7		49,840	9.10	3.94
4,001-6,000		19		88,160	16.10	8.17
2,001-4,000		79		230,260	42.05	29.57
1-2,000		123		106,820	19.51	40.95
Zero Usage		54		0	0.00	12.52
<hr/>						
Total Meters		287		547,580	100.00	100.00

4/4/2024

12:06:14PM

Reprinted for: 3/31/2024

Directors Report

3G WATER SUPPLY CORP.

Monthly Reconciliation

Ending Receivables (Last Month)		15,870.31
Sales this Month	+	20,853.05
Adjustments this Month		-142.98
Less Payments this Month	-	<u>21,104.76</u>
	=	15,475.62
Total Receivables		15,475.62
Ending Memberships (Last Month)		99,361.01
Changes this Month		<u>350.00</u>
	=	99,711.01
Total Memberships		99,711.01

4/4/2024

12:07:19PM

Reprinted for: 3/31/2024

Route 1 Totals Report - Greenwood Acres

3G WATER SUPPLY CORP.

Water Pumped This Month	798,700 Gallons
Water Sold This Month	276,560 Gallons
Water Used for Fire and Flushing Line	520,970 Gallons
Water Loss	1,170 Gallons
Water Loss (%)	0.15 %

	Amount (\$)	# Of Accounts
Total Water	9,563.26	126
Total Late Charge	26.68	5
Total Adjustments	(79.90)	1
Total CareFlite	111.00	111
Total Current Charges	9,621.04	126
<hr/>		
Amount Past Due 1-30 Days	155.43	3
Amount Past Due 31-60 Days	0.00	
Amount Past Due Over 60 Days	137.00	1
Amount Of Overpayments/Prepayments	(3,187.49)	23
Total Receivables	6,725.98	129

Total Receipts On Account	9,092.26	116
Net Change in Memberships	0.00	0
Amount of All Memberships	45,500.00	130
Amount of All Deposit 2	800.00	5
Turned Off Accounts (Amount Owed)	107.00	6
Collection Accounts (Amount Owed)	-16.50	8
Number Of Unread (Turned On) Meters		
Average Usage For Active Meters	2,064	134
Average Water Charge For Active Meters	75.90	126

Usage Groups	Gallons	# Of Accounts	Usage	Gallons	% Of Usage	% Of Sales
Over 50,000		0		0	0.00	0.00
40,001-50,000		0		0	0.00	0.00
30,001-40,000		0		0	0.00	0.00
20,001-30,000		1		21,620	7.82	2.94
10,001-20,000		1		12,810	4.63	1.86
8,001-10,000		1		8,800	3.18	1.40
6,001-8,000		1		6,340	2.29	1.12
4,001-6,000		8		35,650	12.89	7.20
2,001-4,000		43		128,560	46.49	34.60
1-2,000		56		62,780	22.70	40.69
Zero Usage		23		0	0.00	10.20
<hr/>						
Total Meters		134		276,560	100.00	100.00

4/4/2024

12:07:57PM

Reprinted for: 3/31/2024

Route 2 Totals Report - Golden Beach

3G WATER SUPPLY CORP.

Water Pumped This Month	340,000 Gallons
Water Sold This Month	201,740 Gallons
Water Used for Fire and Flushing Line	74,560 Gallons
Water Loss	63,700 Gallons
Water Loss (%)	18.74 %

	Amount (\$)	# Of Accounts
Total Water	8,395.86	113
Total Late Charge	72.03	13
Total Adjustments	(33.08)	3
Total CareFlite	99.00	99
Total Current Charges	8,533.81	113
<hr/>		
Amount Past Due 1-30 Days	739.35	9
Amount Past Due 31-60 Days	0.00	
Amount Past Due Over 60 Days	0.00	
Amount Of Overpayments/Prepayments	(2,764.37)	27
Total Receivables	6,508.79	113

Total Receipts On Account	9,582.06	101
Net Change in Memberships	350.00	1
Amount of All Memberships	39,824.18	115
Amount of All Deposit 2	961.83	6
Turned Off Accounts (Amount Owed)	0.00	5
Collection Accounts (Amount Owed)	-5.00	10
Number Of Unread (Turned On) Meters		
Average Usage For Active Meters	1,710	118
Average Water Charge For Active Meters	74.30	113

Usage Groups	Gallons	# Of Accounts	Usage	Gallons	% Of Usage	% Of Sales
Over 50,000		0		0	0.00	0.00
40,001-50,000		0		0	0.00	0.00
30,001-40,000		0		0	0.00	0.00
20,001-30,000		1		20,740	10.28	3.19
10,001-20,000		0		0	0.00	0.00
8,001-10,000		1		8,530	4.23	1.56
6,001-8,000		3		22,040	10.93	4.21
4,001-6,000		9		44,110	21.86	9.75
2,001-4,000		26		71,840	35.61	23.55
1-2,000		54		34,480	17.09	43.03
Zero Usage		24		0	0.00	14.71
<hr/>						
Total Meters		118		201,740	100.00	100.00

4/4/2024

12:08:20PM

Reprinted for: 3/31/2024

Route 3 Totals Report - Geola

3G WATER SUPPLY CORP.

Water Pumped This Month	103,050 Gallons
Water Sold This Month	69,280 Gallons
Water Used for Fire and Flushing Line	3,360 Gallons
Water Loss	30,410 Gallons
Water Loss (%)	29.51 %

	Amount (\$)	# Of Accounts
Total Water	2,521.14	34
Total Late Charge	38.08	7
Total Adjustments	(30.00)	1
Total CareFlite	26.00	26
Total Current Charges	2,555.22	34
Amount Past Due 1-30 Days	497.39	6
Amount Past Due 31-60 Days	0.00	
Amount Past Due Over 60 Days	0.00	
Amount Of Overpayments/Prepayments	(811.76)	6
Total Receivables	2,240.85	33

Total Receipts On Account	2,430.44	25
Net Change in Memberships	0.00	0
Amount of All Memberships	11,525.00	33
Amount of All Deposit 2	1,100.00	7
Turned Off Accounts (Amount Owed)	0.00	1
Collection Accounts (Amount Owed)	0.00	9
Number Of Unread (Turned On) Meters		
Average Usage For Active Meters	1,979	35
Average Water Charge For Active Meters	74.15	34

Usage Groups	Gallons	# Of Accounts	Usage	Gallons	% Of Usage	% Of Sales
Over 50,000		0		0	0.00	0.00
40,001-50,000		0		0	0.00	0.00
30,001-40,000		0		0	0.00	0.00
20,001-30,000		0		0	0.00	0.00
10,001-20,000		0		0	0.00	0.00
8,001-10,000		0		0	0.00	0.00
6,001-8,000		3		21,460	30.98	13.77
4,001-6,000		2		8,400	12.12	6.60
2,001-4,000		10		29,860	43.10	30.52
1-2,000		13		9,560	13.80	35.03
Zero Usage		7		0	0.00	14.08
Total Meters		35		69,280	100.00	100.00

ADJUSTMENTS

Monday, April 1, 2024
 Reprinted for: 3/31/2024
 3G WATER SUPPLY CORP.

11:46:26AM

Reprinted For: 3/31/24

Page 1 of 1

ACCT. #	NAME	CODE	AMOUNT	APPROVAL	DATE
47	Edie, Arthur & Molly	1	(\$3.20)		3/6/24
72	Shires, Chere	1	\$0.28		3/31/24
	2 Total Adjustments		(\$2.92) For Adjustment 1		
292	MCKINNEY, LANELL	16	(\$23.84)	LN	3/6/24
	removed late fee bill in dispute-LN				
	1 Total Adjustments		(\$23.84) For Adjustment 16		
292	MCKINNEY, LANELL	20	(\$56.06)	LN	3/6/24
	leak adjustment-LN				
	1 Total Adjustments		(\$56.06) For Adjustment 20		
240	Golden Beach POA Park	28	(\$30.16)	LNS	3/31/24
	POA Park adjustment-LNS				
241	Geola POA Park	28	(\$30.00)	LNS	3/31/24
	POA Park adjustment-LNS				
	2 Total Adjustments		(\$60.16) For Adjustment 28		

- 1. (2.92) Adjustment for mis-read meter
- 16. (23.84) Remove late fee
- 20. (56.06) Water leak adj
- 28. (60.16) Adjustment for poa park

5 Accounts 6Total Adjustments (\$142.98)

All Customers

***** Professional General Management

ADJUSTMENTS

Monday, April 1, 2024
 Reprinted for: 3/31/2024
 3G WATER SUPPLY CORP.

11:46:26AM

Reprinted For: 3/31/24

Page 1 of 1

ACCT. #	NAME	CODE	AMOUNT	APPROVAL	DATE
47	Edie, Arthur & Molly	1	(\$3.20)		3/6/24
72	Shires, Chere	1	\$0.28		3/31/24
	2 Total Adjustments	(-\$2.92)	For Adjustment 1		
292	MCKINNEY, LANELL	16	(\$23.84)	LN	3/6/24
	removed late fee bill in dispute-LN				
	1 Total Adjustments	(\$23.84)	For Adjustment 16		
292	MCKINNEY, LANELL	20	(\$56.06)	LN	3/6/24
	leak adjustment-LN				
	1 Total Adjustments	(\$56.06)	For Adjustment 20		
240	Golden Beach POA Park	28	(\$30.16)	LNS	3/31/24
	POA Park adjustment-LNS				
241	Geola POA Park	28	(\$30.00)	LNS	3/31/24
	POA Park adjustment-LNS				
	2 Total Adjustments	(\$60.16)	For Adjustment 28		

- 1. (2.92) Adjustment for mis-read meter
- 16. (23.84) Remove late fee
- 20. (56.06) Water leak adj
- 28. (60.16) Adjustment for poa park

5 Accounts 6Total Adjustments (\$142.98)

All Customers
 ***** Professional General Management


3G Water

Flush Log										Mar. 2024		
Route	Site	Address	Flush Duration (Minutes)	Outlet Size (Inches)	Average Flow (GPM)	Water Flushed (Gallons)	Cl2 Residual (mg/L)	Date	Operator			
RTE 1	1	221 lake loop	20.0	2.0	168	3,360	2.20	3/6/2024	wjk			
	2	221 lake loop	20.0	2.0	168	3,360	1.70	3/27/2024	wjk			
	3											
	4											
	5	plant process water				90,000		3/31/2024	wjk			
	6											
Greenwood Acres - RTE 1 - Flush Total:												
						96,720						
RTE 2	1	blue sky way	20.0	2.0	168	3,360	2.10	3/13/2024	wjk			
	2											
	3	flush valve for samples	25.0	2.0	168	4,200	1.90	3/25/2024	wjk			
	4											
	5											
	6											
Golden Beach - RTE 2 - Flush Total:												
						7,560						
RTE 3	1	hwy 261	20.0	2.0	168	3,360	1.80	3/20/2024	wjk			
	2											
	3											
	4											
	5											
	6											
Geola - RTE 3 - Flush Total:												
						3,360						
Totals							107,640					
Averages								168	2.0	168	1.94	6 Sites
Maximums								168	2.0	2.20		
Minimums								168	2.0	1.70		

3G Water

Leak Log							Mar. 2024	
Route	Site	Location	Leak Duration (Days/Hours)	Leak Size (Inches)	Water Lost (Gallons)	Date	Operator	
RTE 1	1							
	2							
	3							
	4							
	5							
	6							
Greenwood Acres - RTE 1 - Water Loss Total:					N/A			
RTE 2	1	314 skylark	31 days	0.3	43,000	3/1/2024	wjk	
	2	205 striper haven	13 days	0.5	24,000	3/13/2024	wjk	
	3							
	4							
	5							
	6							
Golden Beach - RTE 2 - Water Loss Total:					67,000			
RTE 3	1							
	2							
	3							
	4							
	5							
	6							
Geola - RTE 3 - Water Loss Total:					N/A			
Totals					N/A			
Averages					N/A			
Maximums					N/A			
Minimums					N/A			
						Sites	2	

[Reports \(/3gwater/report\)](#)
 [Administrators \(/3gwater/administrator\)](#)
 [Customers \(/3gwater/customer\)](#)
[Settings \(/3gwater/application\)](#)
[Payments \(/3gwater/report/transactionssummary\)](#)
[Log Off 3gwateradmin \(/3gwater/account/logoff\)](#)



Transaction Summary

Description: This report gives you an overview of customer payment activity during the specified date range. The results are broken down by how the transactions were conducted - Online Profiles (your customer logged in to make a payment), Automatic payments, QuickPay payments, Phone payments, and SMS payments - with the far right column showing totals across all payment types.

Date Range:

03/01/2024

to

03/31/2024

Load Report

	Profile	QuickPay	Automatic	Phone	SMS	POS	Total
Transaction Count	23	2	33	15	0	0	73
Amount Totals	\$1,967.77	\$144.60	\$3,634.49	\$1,238.02	\$0.00	\$0.00	\$6,984.88
Fee Totals	\$101.72	\$7.78	\$178.37	\$64.53	\$0.00	\$0.00	\$352.40
Donation Totals	\$0.00	--	--	--	--	--	\$0.00

